

STATE OF COLORADO - OCTOBER 2020

PERCENT OF LIST PRICE
RECEIVED



AVERAGE DAYS ON MARKET



MONTHS SUPPLY



↑ 11.6%

NEW LISTINGS

OCT 2020= 11,995
OCT 2019= 10,744

YTD 2020= 125,234
YTD 2019= 129,237

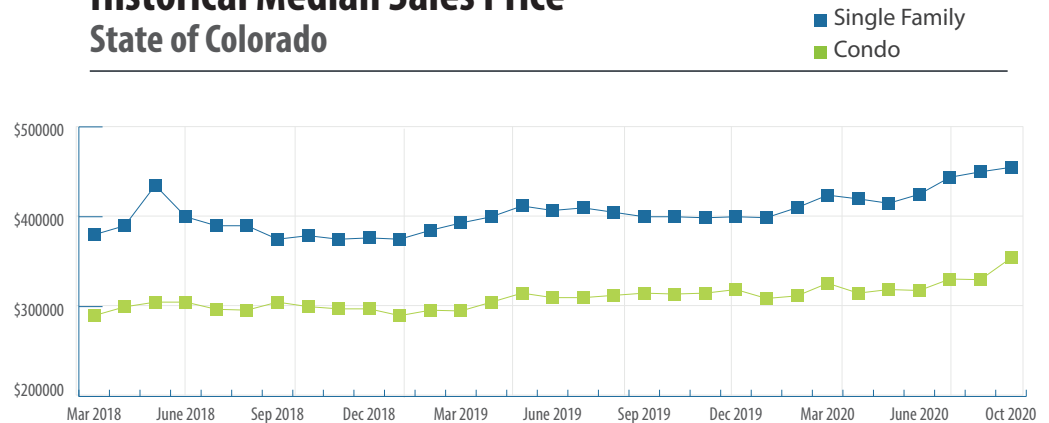
↑ 25.3%

**PENDING/
UNDER CONTRACT**

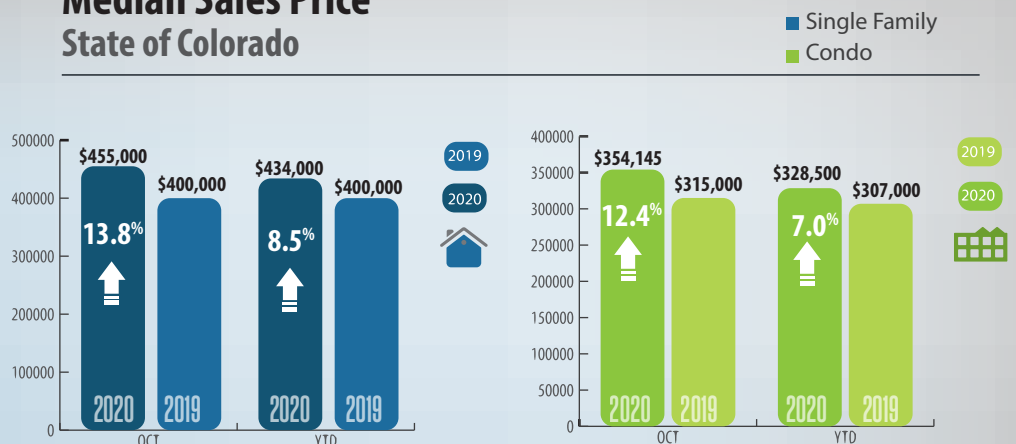
OCT 2020= 11,909
OCT 2019= 9,506

YTD 2020= 112,742
YTD 2019= 129,237

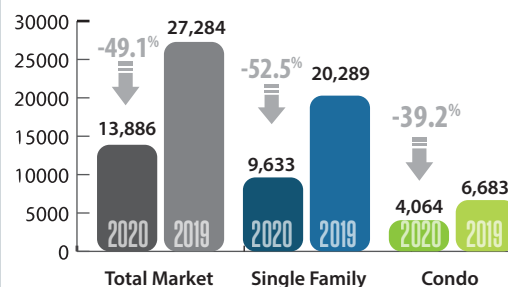
Historical Median Sales Price
State of Colorado



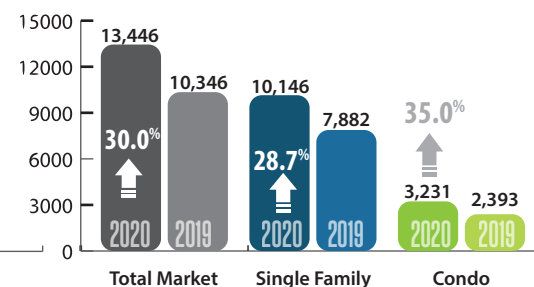
Median Sales Price
State of Colorado



Inventory of Active
Listings



Sold Listings



Percent changes calculated using year-over-year comparisons. All data from the multiple listing services in the state of Colorado. Powered by 10K Research and Marketing.

For more data visit ColoradoREALTORS.com